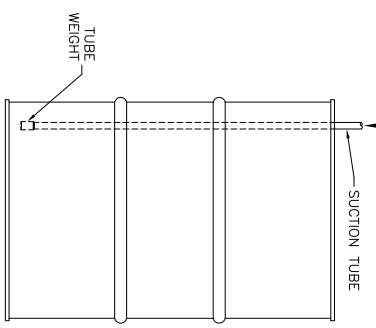
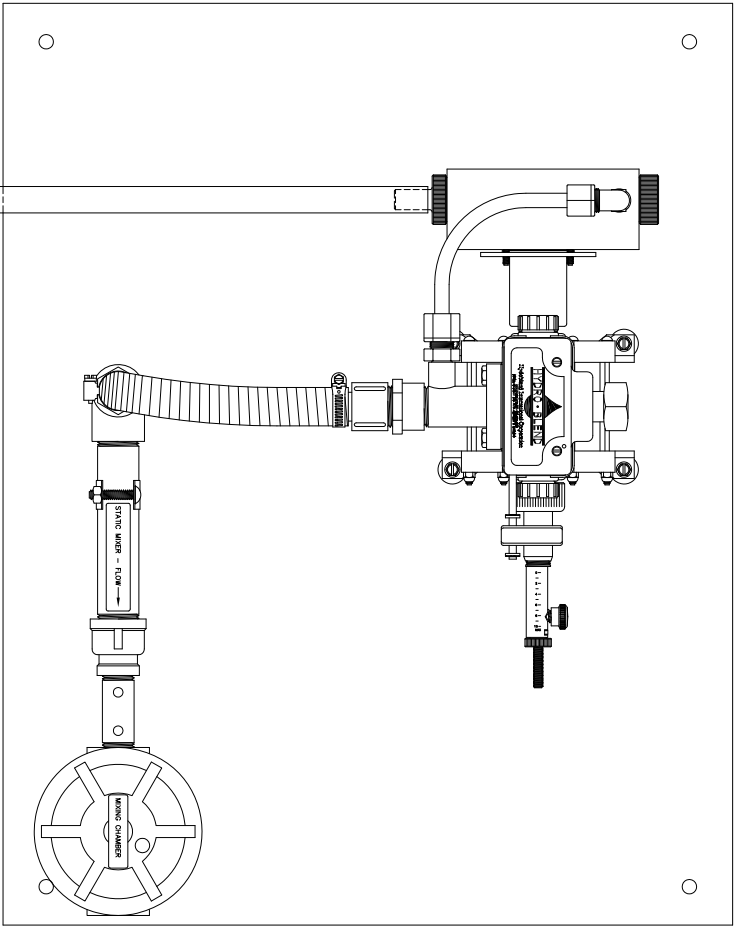
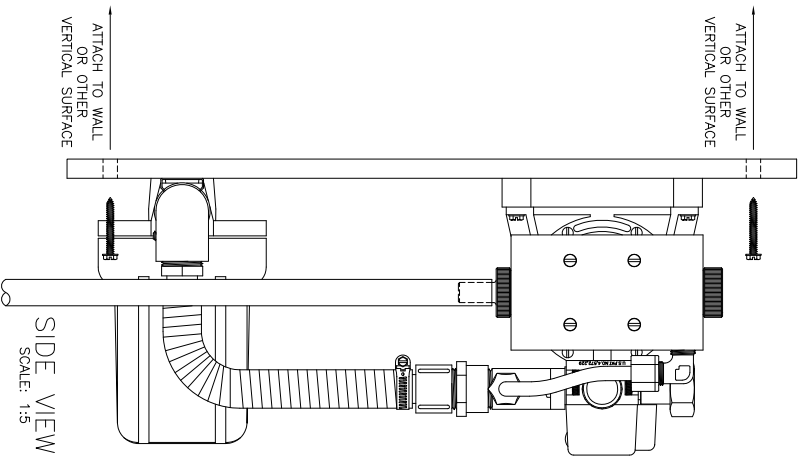


SILICONE CONCENTRATE SYSTEM
 MODEL # 067-6100-A-V, VM
 VM = VERTICAL MOUNT

MAX CONCENTRATE @ 100 SUS 10oz./gal.
 MIN CONCENTRATE @ 100 SUS 1oz./gal.
 CALIBRATION GUIDE 0-10oz./gal.
 MAXIMUM SETTING 10oz./gal.



NOTE: THIS UNIT IS CONFIGURED TO MOUNT ON A VERTICAL SURFACE. (I.E. A WALL)

SILICONE SOLUTION PUMPS HAVE AN 10oz. CALIBRATED GUIDE

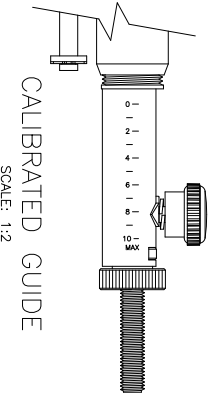
GUIDE SETTING	CONCENTRATE oz. TO gal. OF WATER
10	10oz.
-	9oz.
8	8oz.
-	7oz.
6	6oz.
-	5oz.
4	4oz.
-	3oz.
2	2oz.
-	1oz.

THE NUMBERS ON THE GRADUATED GUIDE ARE REFERENCE MARKS CREATED TO AID IN OBTAINING THE CORRECT RATIOS NEEDED.

THESE RATIOS WERE OBTAINED THROUGH VOLUMETRIC TESTING WITH WATER LIKE VISCOSITIES.

AN INCREASE IN VISCOSITY COULD REDUCE THE CONCENTRATE CAPACITY DUE TO FRICTION LOSS.

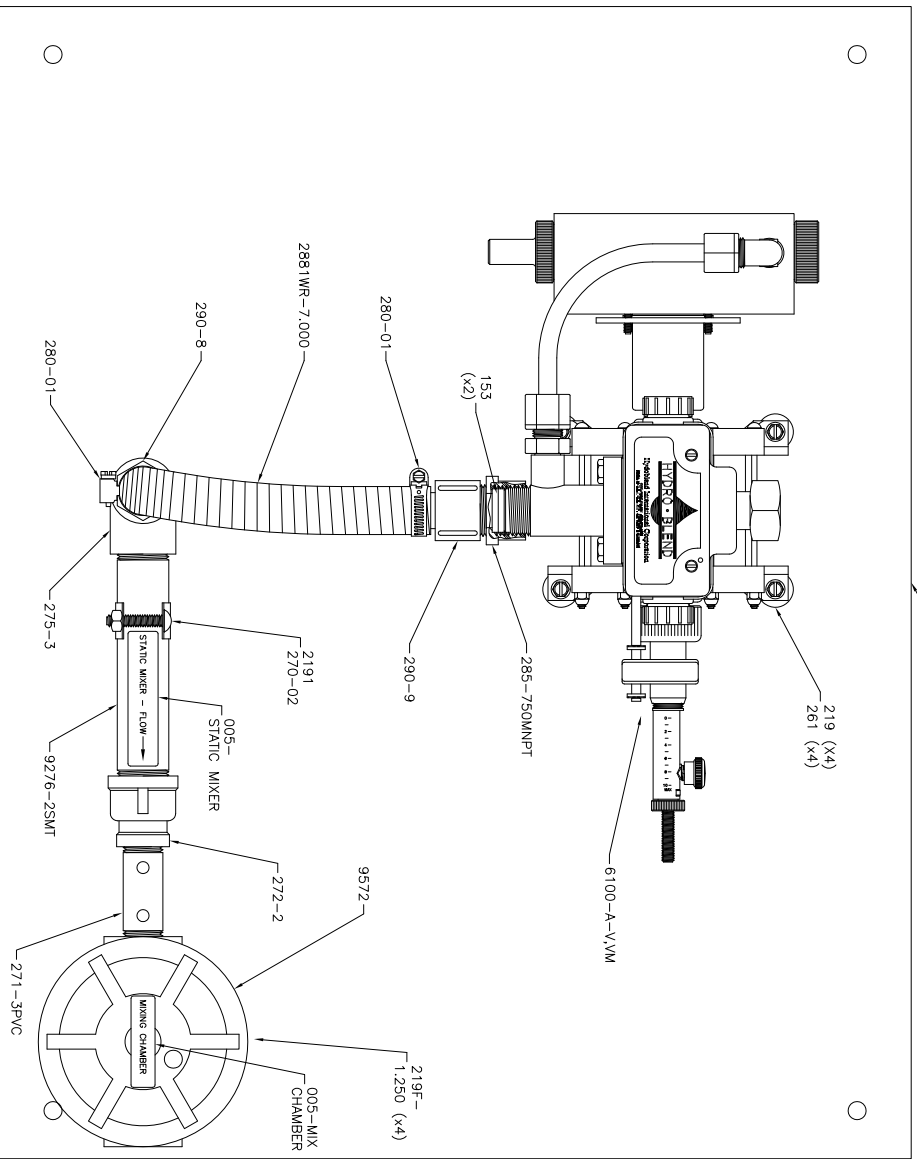
ONCE THE PROPORTIONER IS SET IT IS RECOMMENDED THAT A SAMPLE OF THE MIXTURE BE TAKEN FOR A CONCENTRATION TEST, THEN ADJUST AS NEEDED.



SCALE:	SHEET:	DATE:	C:\AUTOCAD\GPOW\M\Paper-Web\067-6100-A-V,VM Operating Instructions.dwg	
NOTED	1 of 1	01/29/07		
DRAWN BY:	CHECKED BY:			
SC	DK			
SERIES:	DESCRIPTION:			
7 GPM	10oz.			
REVISION:	REvised BY:	DATE:		
SC	SC	07/27/09		

HYDRO-BLEND®
 5301 SAWYER AVENUE BOISE, ID 83714
 PHONE: (208) 375-5000 www.hydroblend.com

067-6100-A-V, VM
 OPERATING INSTRUCTIONS



PART NO.	DESCRIPTION	QTY.
005-MIX CHAMBER	Mixing Chamber	1
005-STATIC MIXER	Sticker - Static Mixer	1
103-R-067	Backplate - 19.0 x 24.0 x .500 Thick - Polypro	1
153	Hose Washer - 3/4-GHT - Red Vinyl	2
219	Screw - #10 x 1-1/2 - Hex Washer Head SLTD - Plated	4
219F-1.250	Screw - #10 x 1-1/4 - Flat Head PLPS - Plated	4
261	Foot - Rubber	4
270-02	Clamp, Pipe - 3/4 Dia. - Plated	1
271-3PVC	Nipple - 1/2 MNPT - 3.0 Long - Sch 80 PVC	1
272-2	Reducer - 3/4 FNPT x 1/2 FNPT - SST	1
275-3	Elbow - 3/4 FNPT x 3/4 FNPT - Sch 80 PVC	1
280-01	Clamp, Hose - SAE #10 - SST	2
285-750MNPT	Adapter - 3/4 FGHT x 3/4 MNPT - Nylon	1
290-8	Barb Fitting - Straight - 3/4 MNPT x 3/4 HB - Sch 80 PVC	1
290-9	Barb Fitting - Straight - 3/4 FNPT x 3/4 HB - Sch 80 PVC	1
2191	Screw - #14 x 1/2 - Hex Washer Head SLTD - Plated	1
2881WR-7.000	Wire Reinforced Hose	1
6100-A-VVM	Hydro-Blend Proportioner	1
9276-2SMT	Static Mixer & Tube Assy - 3/4 MNPT x 6.0 Long - Sch 80 PVC	1
9572	Mixing Chamber & Jet Assy - 1/2 FNPT	1

REVISION:

SHIPPING INFORMATION:
 SYSTEM BOX = 001-4
 FOAM PACKAGED (25 x 25 x 20)
 HYDRO-BLEND STAMP LOGO
 MODEL NO. SERIAL NO. STICKER
 LOWER LEFT HAND CORNER OF BOX

TUBE WEIGHT NO. = 402-500
 SUCTION TUBE NO. = 267

OPERATING INSTRUCTIONS REQUIRED
 OPERATING MANUAL REQUIRED
 PUMP SCHEMATIC REQUIRED
 SYSTEM SCHEMATIC REQUIRED

SCALE	SHEET	DATE	DESCRIPTION
1:4	1 of 1	02/15/05	DK
FORM BR:	SC	CHECKED BR:	DK
SERIES:	7 GPM	DESCRIPTION:	067-System
REVISION:	SC	DATE:	01/03/12

C:\Autocad\GSDM\System\067-6100-A-VVM.dwg



5301 SAWYER AVENUE BOISE, ID 83714
 PHONE: (208) 375-5000 www.hydroblend.com

067-6100-A-V,VM

